

ILLAWARRA STANDARD INCLUSIONS

INTERNAL

- Modern and Contemporary Style Furniture
- Laminate Bench Tops
- Residential Grade Soft Close Drawers
- Toughened Residential Grade Hinge Assembly
- Bulkheads with Downlights
- Slatted Bed Frame Gas Strut Assisted (on selected models)
- Appointed Leatherette Seat Coverings
- Caravan Queen Size Mattress with Inner-Springs (on selected models)
- 12v LED Lighting Throughout
- 240v Power Points

APPLIANCES

- Thetford Fridge 170 Litres 12v/240v/Gas
- 3.4kw Reverse Cycle Roof Top Air Conditioner
- TV Antenna
- Cook-Top 3 Gas Burner and 240v Electric Single Plate and Griller
- Microwave
- Rangehood with 12v Twin Fans and Lighting
- 24" LCD TV
- Stereo Radio System with Bluetooth
- Large Roof Hatch with Fly Screen and Privacy Screen
- Washing Machine

PLUMBING

- 12v Water Pump
- Mains Pressure Tap to A-Frame
- Twin 95 Litre Water Tanks with Guard Protection
- 100 Litre Grey Water Tank with Guard Protection
- 20 Litre Hot Water System with Dual Operation Gas/240v
- Spacious Shower Cubicle
- Ceramic Ensuite Basin with Hot and Cold Water Flick-Mixer Tap
- Thetford Cassette Toilet
- Dual 9kg Gas Bottles
- Gas Bayonet Connection



FOR MORE INFORMATION, PLEASE CONTACT

(07) 4151 3000

SALES@SEARLESRVCENTRE.COM.AU

WWW.SEARLESRVCENTRE.COM.AU

CNR TAKALVAN & ENTERPRISE STREETS,
BUNDABERG QLD 4670

CHASSIS

- 6" Fully Hot Dipped Galvansied Chassis
- 6" Reinforced Cross Members
- Electric Drum Brakes
- AL-KO EnduroX Suspension
- Drop-Down Corner Support Jacks
- Reinforced Galvanised Bumper Bar
- Emergency Break-Away Device
- Centre A-Frame Jockey Wheel
- Tyre Changer Lifting Jack
- Matching Alloy Spare Wheel

ELECTRICAL

- Single 200 watt Solar Panel and Regulator
- 100AH Deep Cycle Battery
- Electronic Display Controller
- Complete LED Lighting:
 - Downlights
 - Ambient Lighting
 - Reading Lights with USB
 - Annexe Lights
- 7 Pin Trailer Plug & AUX Anderson Plug

EXTERNAL

- Instaltuff® Hail-Resistant One-Piece Composite Panels for Roof/Sides/Rear
- One-Piece Honeycomb Floor
- Checker Plate Body Protection on Front/Sides/Rear
- AL-KO Off Road Coupler
- Quad-Locking Security Door
- Double-Glazed Windows with Built-In Fly/Privacy Screen
- Roll-Out Awning
- Picnic Table
- Weather Proof 240v Outlet
- External Entertainment Hatch
- Entry Step
- Grab Handle with Lighting



ILLAWARRA SERIES CARAVANS



We are RVMAP Accredited

Our commitment to consistently supply products that adhere to all relevant Australian Design Rules and Federal Compliance Regulations. When making your purchase, have the confidence in knowing products from Willow are regularly inspected against this commitment.



Why Willow RV Caravans

We are a 100% Australian owned company, with our manufacturing facility located in Pakenham, Victoria. We are proud of our over 45 years of combined experience in the research, development and production of recreational vehicles, and we go out of our way to pay attention to what our owners want! Taking the great ideas and feedback of current customers, consulting caravanning experts, and listening to serious travellers is how we shape the innovative features and standout quality of the entire Willow RV range.

Caravan Construction

Our van walls, floors, roofs and furniture are all machined using the latest computer numerically controlled technology. We take pride in our focus on the details and exceptional functionality within every design. Combined with our tough and lightweight composite internal cabinetry material, your new van is durable and looks great thanks to our modern and fresh interior designs!

Suspension and Chassis Design

All Willow RV caravans are designed with unique weight distribution functionality to ensure you have the confidence of superior towing stability. Each caravan is built on a foundation of our market leading, independently engineered, and hot dipped galvanised Australian steel chassis, offering a strong yet lightweight frame, with AL-KO independent trailing arm suspension and off-road brake system.



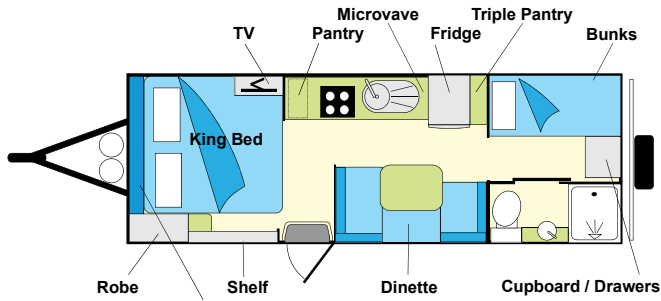
With Willow RV, you are more covered than ever with our 3-year warranty on all aspects of the van manufacture and assembly. Standard across our entire caravan range!

From the moment you register your brand new Willow, we have you covered, so let your journey begin and enjoy the peace of mind that a Willow RV offers.

Willow RV - Illawarra Series Brochure Disclaimer.

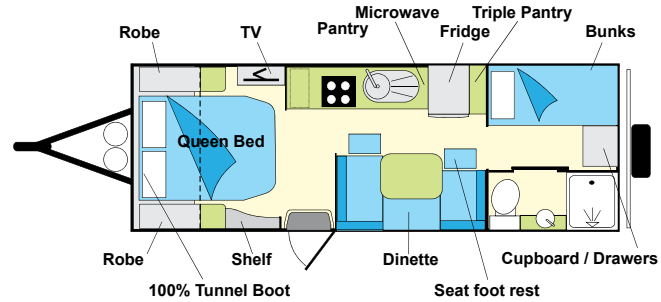
A word about this brochure. We have tried to make this brochure as comprehensive and factual as possible. However, since the time of printing some of the information you'll find here may have been updated. Also, some of the equipment shown or described through this brochure may have been changed and/or is available at extra cost. Further, Willow RV - ABN 52 622 736 547, reserves the right to make changes at any time without notice, in prices, colours, materials, equipment and models. Your Willow RV Dealer has details, and before ordering, you should ask them to bring you up to date. No Willow RV Dealer or other person is authorised or permitted to give or make any statement, assertion or undertaking in relation to the quality, performance characteristics, descriptions or fitness for any purpose of any Willow RV product which is at variance with any written statement, assertion or undertaking on any of these subjects given or made by Willow RV in its published sales literature, and Willow RV does not accept any liability for any such unauthorised action. Willow RV has authorised Dealers in many parts of Australia for the sale of service parts and the provision of service to owners of Willow RV's products. Every endeavour is made to ensure that such Dealers carry adequate stocks of service parts, but Willow RV doesn't make any promise other than that contained in the New Caravan Warranty given by Willow RV that such parts or service facilities will be available at any specific location or at any particular time. Express warranties offered for Willow RV products are subject to the conditions set out in all caravan manuals. Details also available from Willow RV on request. Copyright Willow RV.

ILLAWARRA 6520



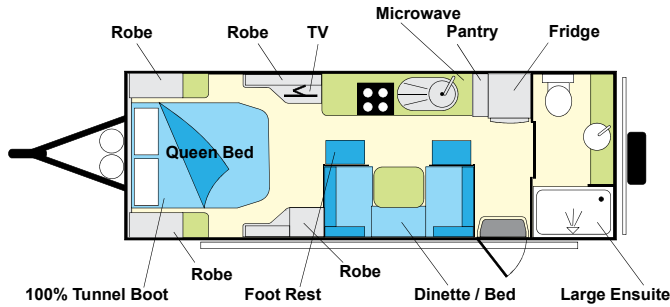
ATM Weight (kg)	3,450	Body Length (mm)	6,920 (22'8")
Tare Weight (kg) (Approx)	2,640	Overall Height (mm)	2,955 (9'8")
Payload (kg) (Approx)	810	Overall Length (mm)	9,095 (29'8")
Tow Ball Weight (kg) (Approx)	250	Overall Width (mm)	2,470 (8'1")
Axle Configuration	Tandem Axle	Berths	2 to 4
AL-KO Enduro Suspension	✓	Internal Height (mm)	1,950 (6'4")
Chassis (Fully Galvanised)	6"	Internal Width (mm)	2,250 (7'3")
Tyre Size	235/75R15c	Internal Length (mm)	6,650 (21'10")

ILLAWARRA 6521



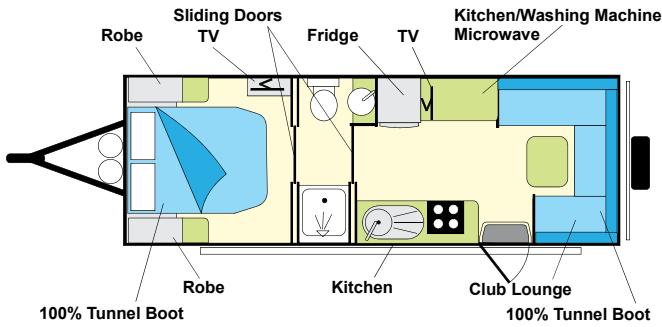
ATM Weight (kg)	3,450	Body Length (mm)	6,920 (22'8")
Tare Weight (kg) (Approx)	2,670	Overall Height (mm)	2,955 (9'8")
Payload (kg) (Approx)	780	Overall Length (mm)	9,095 (29'8")
Tow Ball Weight (kg) (Approx)	290	Overall Width (mm)	2,470 (8'1")
Axle Configuration	Tandem Axle	Berths	2 to 4
AL-KO Enduro Suspension	✓	Internal Height (mm)	1,950 (6'4")
Chassis (Fully Galvanised)	6"	Internal Width (mm)	2,250 (7'3")
Tyre Size	235/75R15c	Internal Length (mm)	6,650 (21'10")

ILLAWARRA 6528



ATM Weight (kg)	3,450	Body Length (mm)	6,920 (22'8")
Tare Weight (kg) (Approx)	2,700	Overall Height (mm)	2,955 (9'8")
Payload (kg) (Approx)	750	Overall Length (mm)	9,095 (29'8")
Tow Ball Weight (kg) (Approx)	210	Overall Width (mm)	2,470 (8'1")
Axle Configuration	Tandem Axle	Berths	2
AL-KO Enduro Suspension	✓	Internal Height (mm)	1,950 (6'4")
Chassis (Fully Galvanised)	6"	Internal Width (mm)	2,250 (7'3")
Tyre Size	235/75R15c	Internal Length (mm)	6,650 (21'10")

ILLAWARRA 6830



ATM Weight (kg)	3,450	Body Length (mm)	7,220 (23'6")
Tare Weight (kg) (Approx)	2,644	Overall Height (mm)	2,955 (9'8")
Payload (kg) (Approx)	806	Overall Length (mm)	9,409 (30'8")
Tow Ball Weight (kg) (Approx)	253	Overall Width (mm)	2,470 (8'1")
Axle Configuration	Tandem Axle	Berths	2 to 4
AL-KO Enduro Suspension	✓	Internal Height (mm)	1,950 (6'4")
Chassis (Fully Galvanised)	6"	Internal Width (mm)	2,250 (7'3")
Tyre Size	235/75R15c	Internal Length (mm)	6,965 (22'8")

