



BOAB SERIES CARAVANS





Our range of caravans is a reflection of our design philosophy of quality and innovation. At Willow RV we understand that unpredictable weather and extreme climates mean our customers are looking for a sanctuary away from the elements, as much as a way to be closer to nature, and that's why we put as much care into our interiors as our exteriors.

Solidly built with quality standard features from roof to road, our chassis are extremely tough, made of fully welded, hot dipped galvanised Australian steel. Surprisingly lightweight and smooth to tow, our range of vans will gladly follow wherever you venture, and once there you can fully relax and unwind without a care in the world.

Your Willow van is your home away from home, fully equipped with modern appliances and luxurious finishes. Enjoy a vast range of standard options, while also experiencing the creature comforts of ergonomically comfortable seating, easy to reach appliances and loads of storage.

Wake up to a new view every day without wasting precious time packing up tents and sleeping bags. Once you hit the road in your Willow, the only thing you'll want to change is your destination.



We are RVMAP Accredited

Our commitment to consistently supply products that adhere to all relevant Australian Design Rules and Federal Compliance Regulations. When making your purchase, have the confidence in knowing products from Willow are regularly inspected against this commitment.



Why Willow RV Caravans

We are a 100% Australian owned company, with our manufacturing facility located in Pakenham, Victoria. We are proud of our over 45 years of combined experience in the research, development and production of recreational vehicles, and we go out of our way to pay attention to what our owners want! Taking the great ideas and feedback of current customers, consulting caravanning experts, and listening to serious travellers is how we shape the innovative features and standout quality of the entire Willow RV range.

For More Information Visit: www.willowrv.com.au

Suspension and Chassis Design

All Willow RV caravans are designed with unique weight distribution functionality to ensure you have the confidence of superior towing stability. Each caravan is built on a foundation of our market leading, independently engineered, and hot dipped galvanised Australian steel chassis, offering a strong yet lightweight frame, with AL-KO independent trailing arm suspension and off-road brake system.



Willow RV Warranty

At Willow RV, we know that confidence in the ability of your caravan is paramount to the success and enjoyment of your travels. That's why we offer strong, fully manufacturer backed, national warranties on all of our new caravans.




With Willow RV, you are more covered than ever with our 3-year warranty on all aspects of the van manufacture and assembly. Standard across our entire caravan range!

From the moment you register your brand new Willow, we have you covered, so let your journey begin and enjoy the peace of mind that a Willow RV offers.

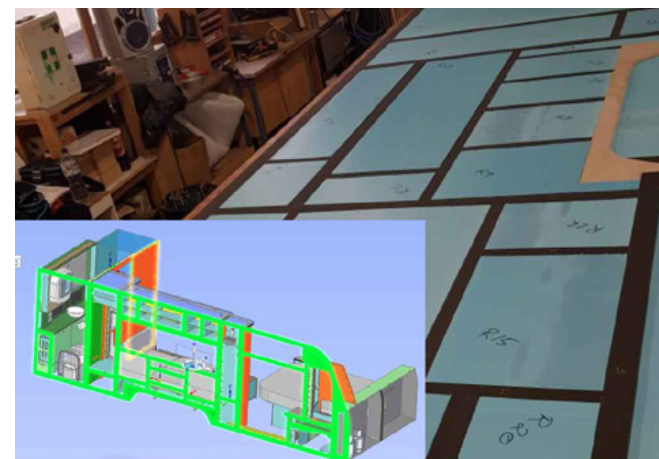
Caravan Construction

Our van walls, floors, roofs and furniture are all machined using the latest computer numerically controlled technology. We take pride in our focus on the details and exceptional functionality within every design. Combined with our tough and lightweight composite internal cabinetry material, your new van is durable and looks great thanks to our modern and fresh interior designs!



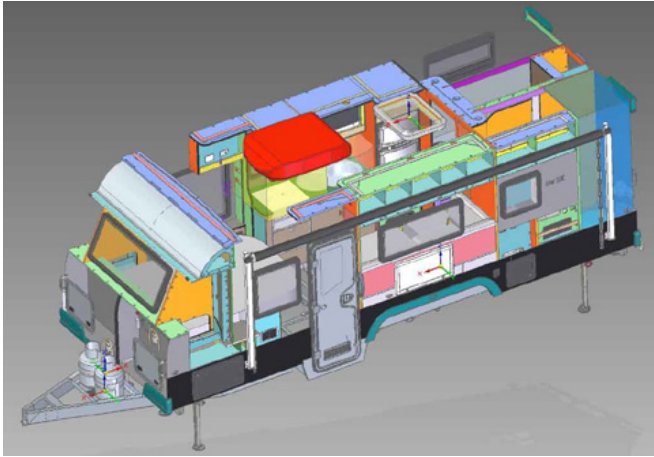
Immense Durability

Insultuff® one-piece floor. The floor construction is a cladded, high-density foam, 30mm thick composite which forms a barrier from rising cold and moisture.




Enduring Strength

Insultuff® composite one-piece roof and walls. The roof and walls construction have a seamless outer skin which is hail and dent resistant, offering an outstanding barrier against the elements.



Exacting Detail

The entire Willow RV caravan range is designed and manufactured in Pakenham, Victoria using state of the art technology, numerically controlled machinery and analysis software.



Reliable Chassis Design

Chassis is designed by Willow RV in Melbourne, Victoria. The chassis has four locations for water tanks, these are purposed to enable the moving of the two 95L water tanks into various positions to distribute the load balance of the van to suit your option choices.



Strategic Furniture Incorporated

Once the furniture to floor process has been completed, the electricians and plumbers can commence feeding the wiring and piping through the furniture.



Handcrafted Strength

The wall (single piece 30mm thick Insultuff®) is then lifted into position and located to the furniture slots in the walls. Ensuring that it locates within the provisions in the floor.



Body Shaping and Securing

At this stage all the trailer lights are fitted as well as the beginnings of the van decals.



Quality Assurance

Once the van has been completed, comprehensive testing will begin.



WILLOW_{RV}

BOAB
5224

WILLOW_{RV}

BOAB SERIES

Off Road Adventure Series Caravans

Willow RV range and it's perfect for travelling for those who want to get off the beaten track in style. Designed for comfort and built for adventure, the Boab features space saving intuitive design, practicality for the active adventurer, attention to detail and most importantly, reliability.



BOAB STANDARD INCLUSIONS



INTERNAL

- Modern and Contemporary Style Furniture
- Laminate Bench Tops
- Residential Grade Soft Close Drawers
- Toughened Residential Grade Hinge Assembly
- One-Piece Vinyl Floor Covering
- One-Piece Composite Floor
- Bulkheads with Downlights
- Slatted Bed Frame Gas Strut Assisted
(on selected models)
- Appointed Leatherette Seat Coverings
- Caravan Queen Size Mattress with Inner-Springs
- 12v LED Lighting Throughout
- 240v Power Points
- Ambiance Lights

APPLIANCES

- Thetford Fridge 186 Litres 12v/240v/Gas
- 3.4kw Reverse Cycle Roof Top Air Conditioner
- TV Antenna
- Cook-Top 3 Gas Burner and 240v Electric Single Plate and Griller
- Microwave
- Rangehood with 12v Twin Fans and Lighting
- Sirocco 12v Fans in 2 Locations
- 24" LCD TV with DVD Player
- 2kg Washing Machine
- Stereo Radio System with CD Player
- Large Roof Hatch with Fly Screen and Privacy Screen

PLUMBING

- 12v Water Pump
- Mains Pressure Tap to A-Frame
- Twin 95 Litre Water Tanks with Guard Protection
- 20 Litre Hot Water System with Dual Operation Gas/240v
- Spacious Shower Cubicle
- Ceramic Ensuite Basin with Hot and Cold Water Flick-Mixer Tap
- Thetford Cassette Toilet
- Dual 9kg Gas Bottles
- Gas Bayonet Connection
- 95 Litre Grey Water Tank with Guard Protection



CHASSIS

- 6" Fully Hot Dipped Galvansied Chassis
- 6" Reinforced Cross Members
- 12" Off-Road Electric Brakes
- AL-KO Enduro Outback Trailing Arm Suspension
- Drop-Down Corner Support Jacks
- Reinforced Galvansied Bumper Bar
- Extended A-Frame
- Emergency Break-Away Device
- Centre A-Frame Jockey Wheel
- Tyre Changer Lifting Jack
- Matching Alloy Spare Wheel

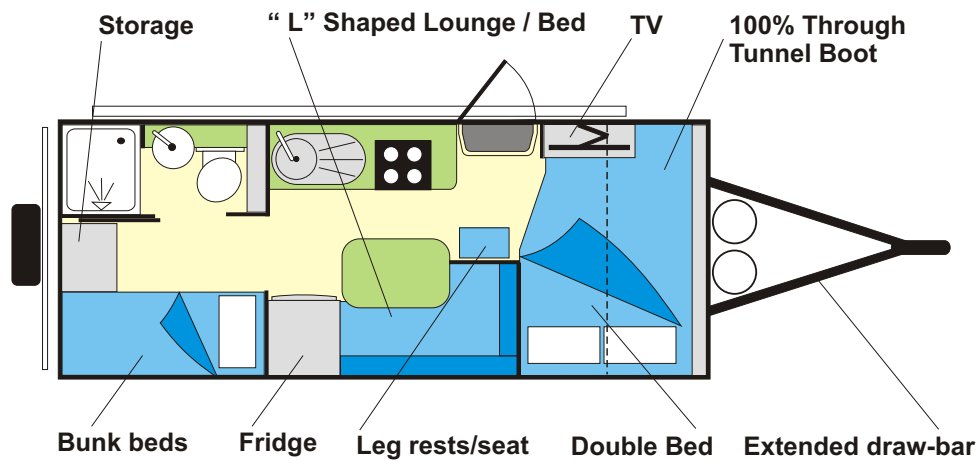
ELECTRICAL

- Dual 170 watt Solar Panels and Regulator
- 100AH Deep Cycle Battery
- Electronic Display Controller
- Complete LED Lighting:
 - Down lights
 - Ambient Lighting
 - Reading Lights
 - Tunnel Boot Lighting
 - Annexe Lights
- 12 Pin Tow Plug

EXTERNAL

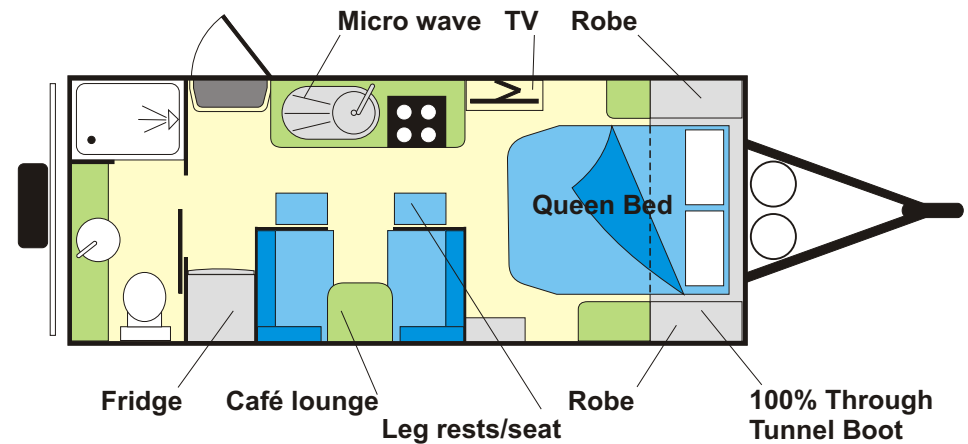
- Instaltuff Hail-Resistant One-Piece Composite Panels for Roof/Sides/Rear
- One-Piece Composite Floor
- Checkerplate Body Protection on Front/Sides/Rear
- DO35 Cruisemaster Coupler
- Quad-Locking Security Door
- Double-Glazed Windows with Built-In Fly/ Privacy Screen
- Roll-Out Awning
- Picnic Table
- Weather Proof 240v Outlet
- External Entertainment Hatch (*on selected models*)
- External Speakers
- Entry Step
- Grab Handle with Lighting

BOAB 5517



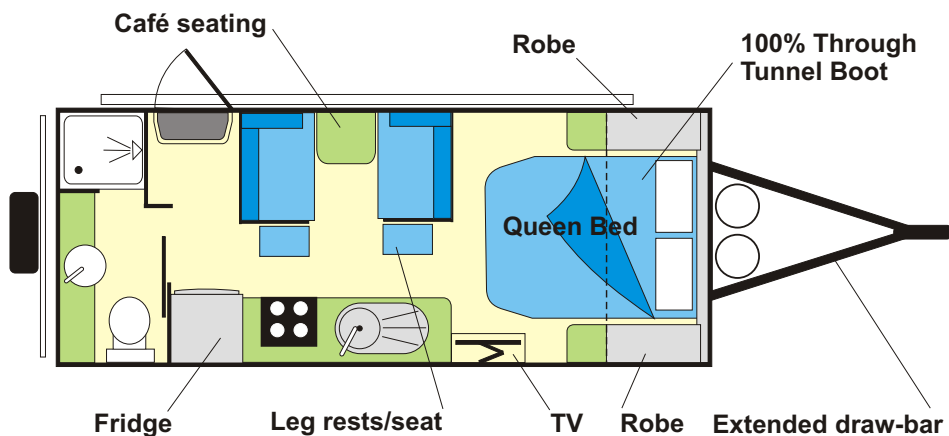
ATM Weight (kg)	3,200
Tare Weight (kg) (Approx)	2,450
Payload (kg) (Approx)	700
Tow Ball Weight (kg) (Approx)	170
Axle Configuration	Tandem
Alko Enduro Suspension	✓
Chassis (Fully Galvanised)	6" x 2", 4mm Wall
Tyre Size	235/75R15c
Body Length (mm)	5,870 (19'3")
Overall Height (mm)	2,955 (9'8")
Overall Length (mm)	7,984 (26'2")
Overall Width (mm)	2,470 (8'1")
Berths	4
Internal Height (mm)	1,950 (6'4")
Internal Width (mm)	2,250 (7'3")
Internal Length (mm)	5,735 (18'10")

BOAB 5224



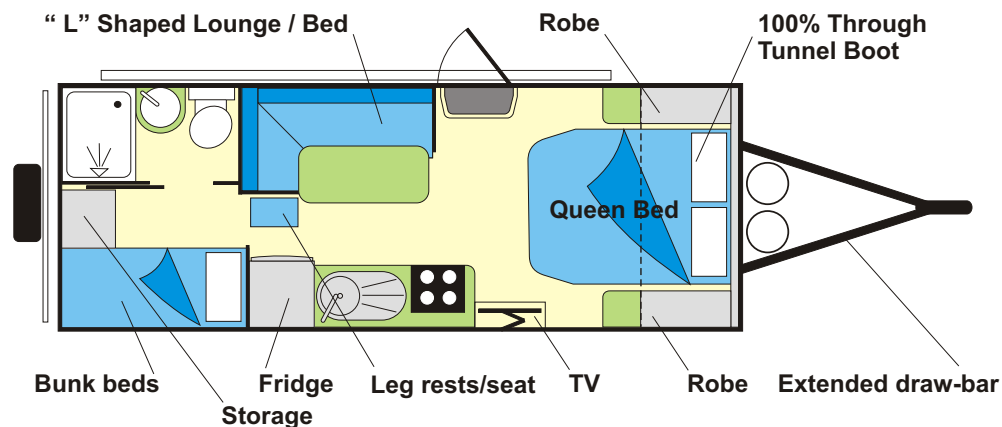
ATM Weight (kg)	2,600
Tare Weight (kg) (Approx)	2,175
Payload (kg) (Approx)	500
Tow Ball Weight (kg) (Approx)	140
Axle Configuration	Single
Alko Enduro Suspension	✓
Chassis (Fully Galvanised)	6" x 2", 2.5mm Wall
Tyre Size	245/70R16
Body Length (mm)	5,750 (18'10")
Overall Height (mm)	2,955 (9'8")
Overall Length (mm)	7,564 (24'9")
Overall Width (mm)	2,470 (8'1")
Berths	2
Internal Height (mm)	1,950 (6'4")
Internal Width (mm)	2,250 (7'3")
Internal Length (mm)	5,485 (17'11")

BOAB 5529



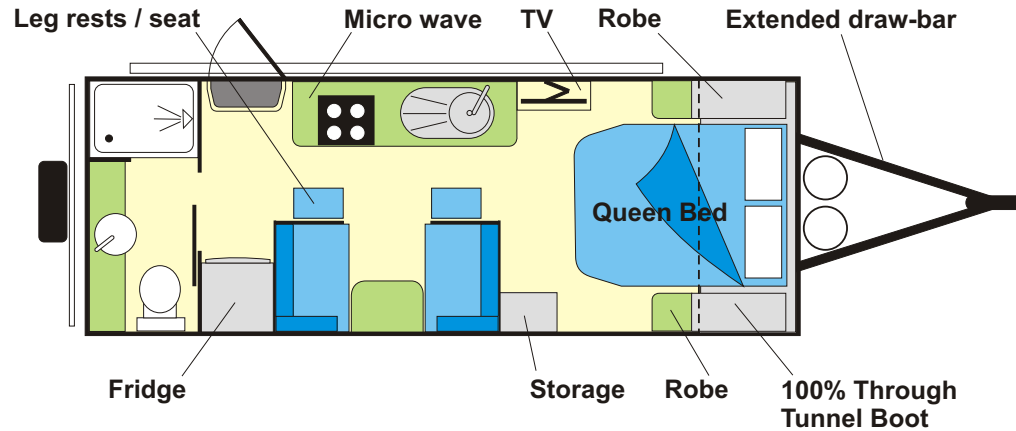
ATM Weight (kg)	3,200
Tare Weight (kg) (Approx)	2,400
Payload (kg) (Approx)	800
Tow Ball Weight (kg) (Approx)	160
Axle Configuration	Tandem
Alko Enduro Suspension	✓
Chassis (Fully Galvanised)	6" x 2", 4mm Wall
Tyre Size	235/75R15c
Body Length (mm)	5,870 (19'3")
Overall Height (mm)	2,955 (9'8")
Overall Length (mm)	7,984 (26'2")
Overall Width (mm)	2,470 (8'1")
Berths	2
Internal Height (mm)	1,950 (6'4")
Internal Width (mm)	2,250 (7'3")
Internal Length (mm)	5,735 (18'10")

BOAB 621



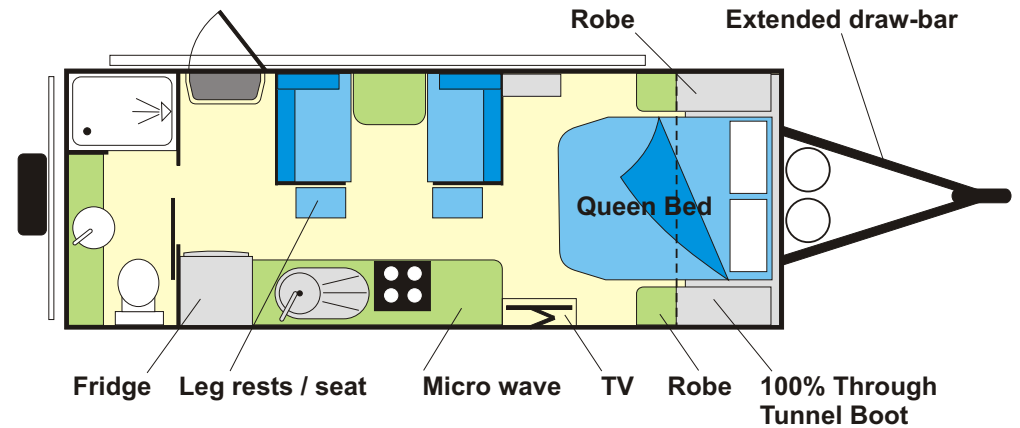
ATM Weight (kg)	3,200
Tare Weight (kg) (Approx)	2,500
Payload (kg) (Approx)	750
Tow Ball Weight (kg) (Approx)	190
Axle Configuration	Tandem
Alko Enduro Suspension	✓
Chassis (Fully Galvanised)	6" x 2", 4mm Wall
Tyre Size	235/75R15c
Body Length (mm)	6,380 (20'11")
Overall Height (mm)	2,955 (9'8")
Overall Length (mm)	8,490 (27'10")
Overall Width (mm)	2,470 (8'1")
Berths	4
Internal Height (mm)	1,950 (6'4")
Internal Width (mm)	2,250 (7'3")
Internal Length (mm)	6,113 (20')

BOAB 625



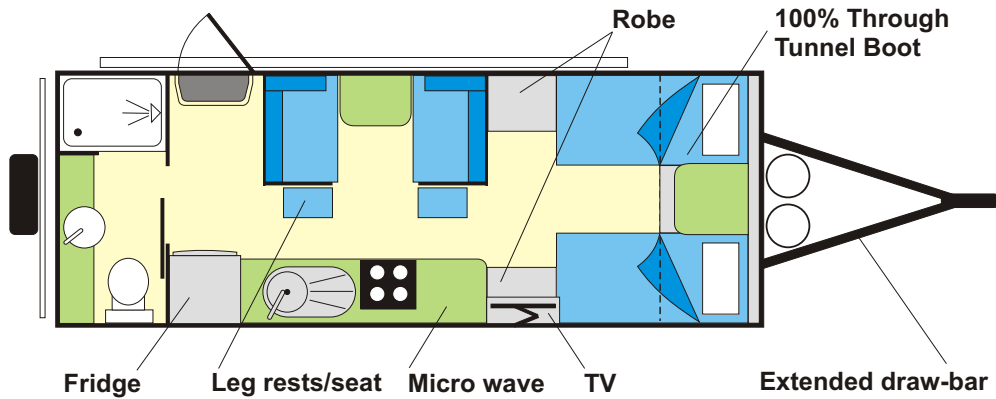
ATM Weight (kg)	3,200
Tare Weight (kg) (Approx)	2,550
Payload (kg) (Approx)	750
Tow Ball Weight (kg) (Approx)	180
Axle Configuration	Tandem
Alko Enduro Suspension	✓
Chassis (Fully Galvanised)	6" x 2", 4mm Wall
Tyre Size	235/75R15c
Body Length (mm)	6,380 (20'11")
Overall Height (mm)	2,955 (9'8")
Overall Length (mm)	8,490 (27'10")
Overall Width (mm)	2,470 (8'1")
Berths	2
Internal Height (mm)	1,950 (6'4")
Internal Width (mm)	2,250 (7'3")
Internal Length (mm)	6,113 (20')

BOAB 629



ATM Weight (kg)	3,200
Tare Weight (kg) (Approx)	2,550
Payload (kg) (Approx)	655
Tow Ball Weight (kg) (Approx)	180
Axle Configuration	Tandem
Alko Enduro Suspension	✓
Chassis (Fully Galvanised)	6" x 2", 4mm Wall
Tyre Size	235/75R15c
Body Length (mm)	6,380 (20'11")
Overall Height (mm)	2,955 (9'8")
Overall Length (mm)	8,490 (27'10")
Overall Width (mm)	2,470 (8'1")
Berths	2
Internal Height (mm)	1,950 (6'4")
Internal Width (mm)	2,250 (7'3")
Internal Length (mm)	6,113 (20')

BOAB 661



ATM Weight (kg)	3,200
Tare Weight (kg) (Approx)	2,500
Payload (kg) (Approx)	700
Tow Ball Weight (kg) (Approx)	180
Axle Configuration	Tandem
Alko Enduro Suspension	✓
Chassis (Fully Galvanised)	6" x 2", 4mm Wall
Tyre Size	235/75R15c
Body Length (mm)	6,380 (20'11")
Overall Height (mm)	2,955 (9'8")
Overall Length (mm)	8,490 (27'10")
Overall Width (mm)	2,470 (8'1")
Berths	2
Internal Height (mm)	1,950 (6'4")
Internal Width (mm)	2,250 (7'3")
Internal Length (mm)	6,113 (20')

For More Information Visit: www.willowrv.com.au









WILLOW_{RV}

BOAB SERIES CARAVANS

Authorised Dealership for Willow RV



FOR MORE INFORMATION, PLEASE CONTACT

 **(07) 4151 3000**

 **BEN@SEARLESRVCENTRE.COM.AU**

 **WWW.SEARLESRVCENTRE.COM.AU**

 **23 PHOEBE CRST,**

BUNDABERG QLD 4670

Willow RV - Boab Series Brochure Disclaimer.

A word about this brochure. We have tried to make this brochure as comprehensive and factual as possible. However, since the time of printing some of the information you'll find here may have been updated. Also, some of the equipment shown or described through this brochure may have been changed and/or is available at extra cost. Further, Willow RV - ABN 52 622 736 547, reserves the right to make changes at any time without notice, in prices, colours, materials, equipment and models. Your Willow RV Dealer has details, and before ordering, you should ask them to bring you up to date. No Willow RV Dealer or other person is authorised or permitted to give or make any statement, assertion or undertaking in relation to the quality, performance characteristics, descriptions or fitness for any purpose of any Willow RV product which is at variance with any written statement, assertion or undertaking on any of these subjects given or made by Willow RV in its published sales literature, and Willow RV does not accept any liability for any such unauthorised action. Willow RV has authorised Dealers in many parts of Australia for the sale of service parts and the provision of service to owners of Willow RV's products. Every endeavour is made to ensure that such Dealers carry adequate stocks of service parts, but Willow RV doesn't make any promise other than that contained in the New Caravan Warranty given by Willow RV that such parts or service facilities will be available at any specific location or at any particular time. Express warranties offered for Willow RV products are subject to the conditions set out in all caravan manuals. Details also available from Willow RV on request. Copyright Willow RV.